

Table of Contents

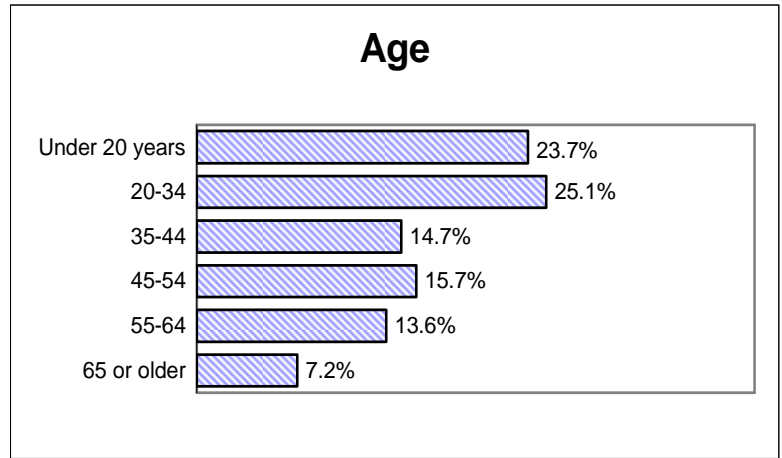
Executive Summary	1
All Population: Clark County	5
African Americans (Blacks): Clark County	13
Asians: Clark County	21
Hispanics: Clark County	29
Native Americans (American Indians) and Alaska Natives: Clark County	37
Whites: Clark County	43
Females: Clark County	51
Males: Clark County	57
Households with Children: Clark County	63

***Profiles of Racial, Ethnic, and Demographic
Groups in Southern Nevada:
We, the Southern Nevadans***

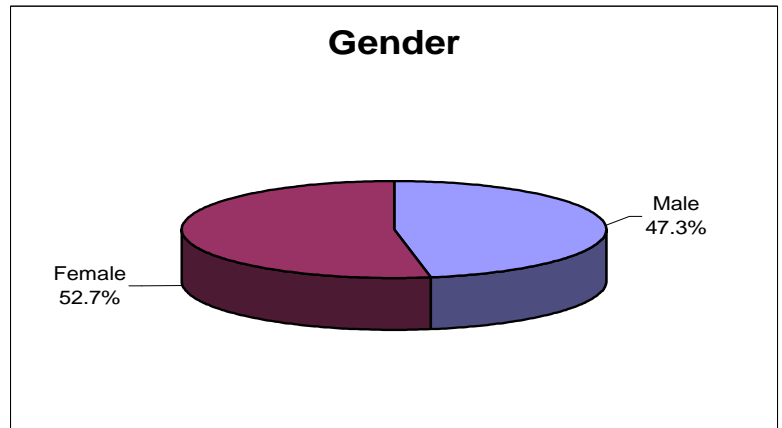
***Native Americans (American Indians)
and Alaska Natives: Clark County***

Native Americans and Alaska Natives: Clark County

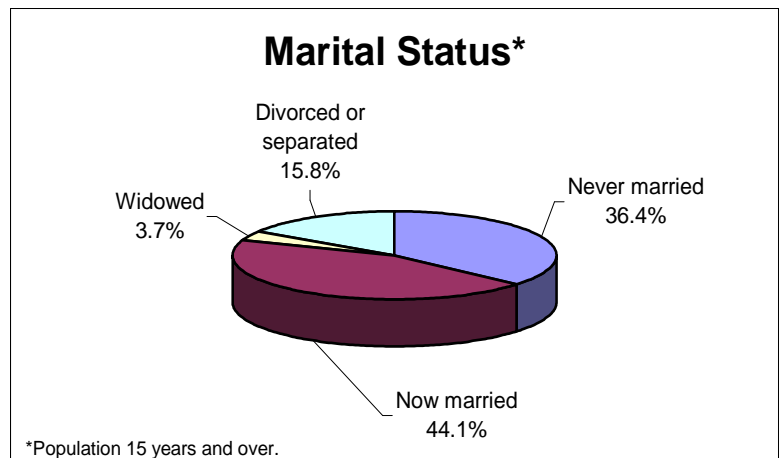
Over 23 percent of the American Indians or Native Americans and Alaska Natives are under 20 years of age, 55.5 percent are between 20 and 54, and 20.8 percent are 55 years or older.



The gender mix of Native Americans and Alaska Natives shows a larger percent of females than males (52.7 vs. 47.3 percent).

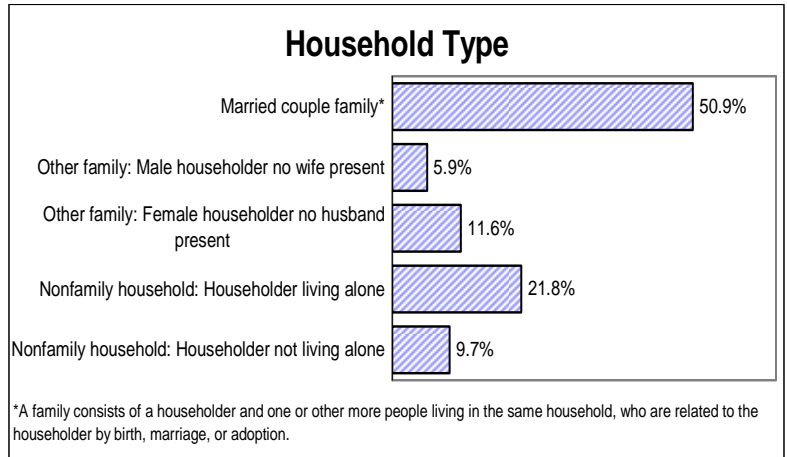


Over 44 percent of Native American and Alaska Native households are headed by married couples.

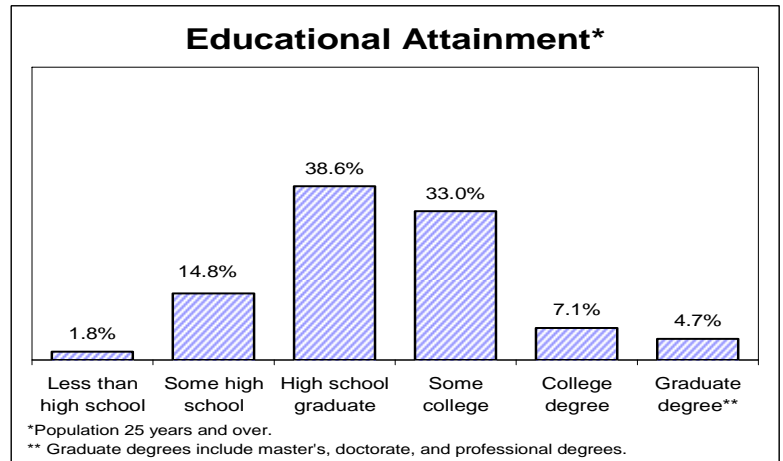


Native Americans and Alaska Natives: Clark County

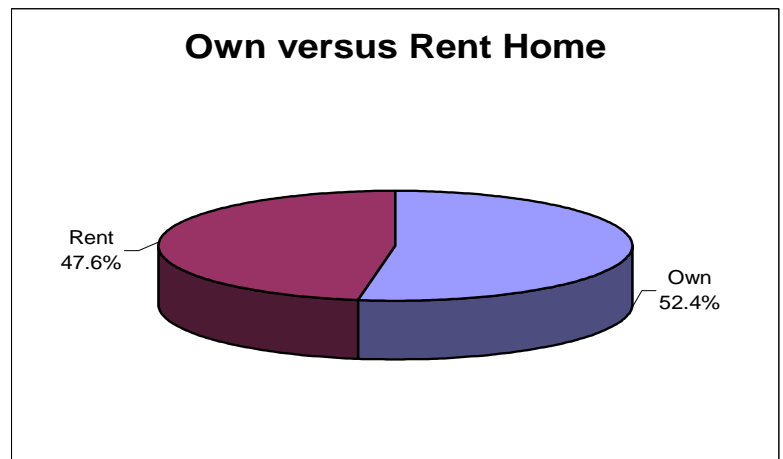
The majority of Native Americans and Alaska Natives (68.5 percent) live in family households (all members related), and 31.5 percent live in nonfamily households.



Only 11.8 percent of Native Americans and Alaska Natives have completed a bachelor degree or higher. Additionally, 33.0 percent have attended some college.

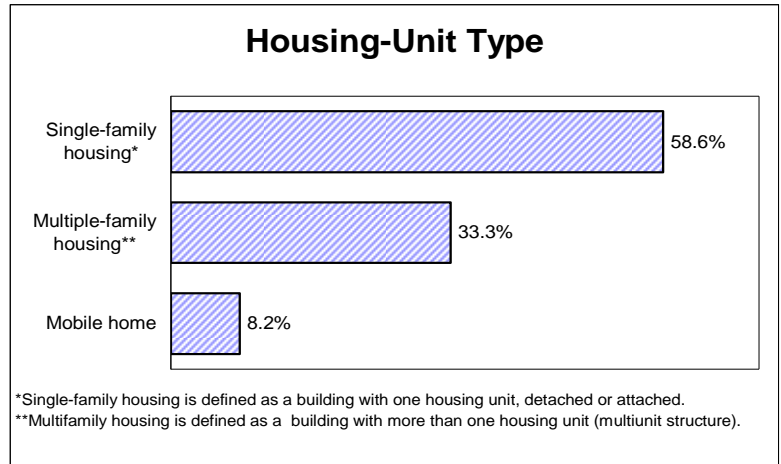


Nearly half of Native Americans and Alaska Natives rent their residence (47.6 percent).

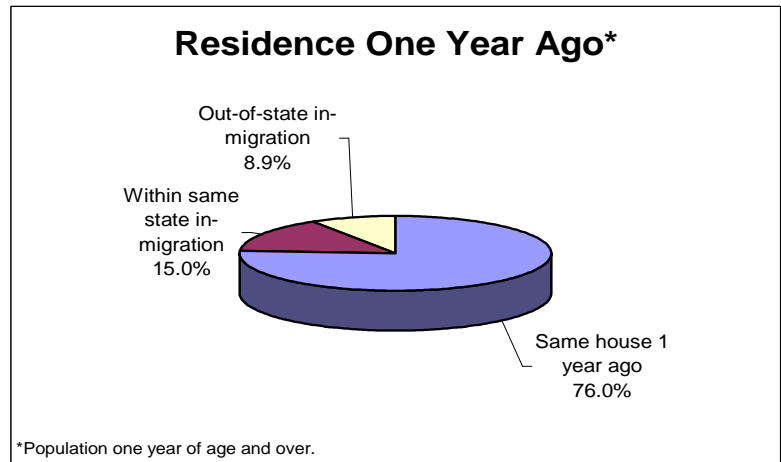


Native Americans and Alaska Natives: Clark County

Single-family houses comprise 58.6 percent of Native Americans' and Alaska Natives' residences.



In 2006, 76 percent of Native Americans and Alaska Natives were living in the same house as one year before, and 8.9 percent moved to Nevada during the same year.



About two-thirds of the Native American and Alaska Native households (68.6 percent) earn \$35,000 or more. More than one-quarter (28.5 percent) have a household income of \$75,000 or more. The median household income in 2006 was \$49,684, higher than the corresponding figure for the U.S., which was \$33,762.

